

Child & Family Services

Monthly Well-being Report

April 2023



Contents

Single Point of Contact

Integrated Information, Advice & Assistance
Emergency Duty Team
Domestic Abuse Hub
Early Help Hubs
Family Wellbeing Team
Integrated Safeguarding Hub
CMET
Independent Carers Assessment Team

Supported Care Planning

Fostering & Adoption

Family & Friends
Foster Wales Swansea
Western Bay Adoption

Support Services

Family Support Service

SQU & CPCU

Professional Abuse Enquires

Youth Offending Service

Staff Wellbeing

Head of Service Overview

April has felt like a very busy month, probably due to a number of factors - we have continued to carry a high number of social worker vacancies in the area social work teams, the length of time it can take for an external candidate to start in post, and pockets of short term sickness across the service.

The Early Help Hubs have seen a reduction in the amount of contacts in April, however the service has insufficient capacity to meet demand with 157 awaiting allocation – albeit this has reduced from March. The overall caseload for the Early Help Hubs in April stood at 1225.

Management of demand and slowing down of cases by the Academy will be affected, to varying degrees, from April through to September, when the new and increased cohort of NQSWs start in post. The main reasons are the team supporting ISH due to staff move on and sickness, NQSWs from the Academy moving across to the area social work teams in May/June and student placements ending.

The presenting needs of some carers who are requesting assessments are linked to children not being in education or being on a reduced timetable. A workshop is planned between CFS and education to explore creative solutions to ensure children are receiving their statutory entitlement and to support them in re-engaging with learning.

Open cases in supported care planning total 1208 in April, and of these 208 are on the child protection register and 476 children are looked after. There was a dip in the percentage of visits to children on the child protection register that were on time or not overdue. Feedback in the monthly manager meetings confirms that children are being seen but there is an issue with the recording of visits on WCCIS (inputting of data or delays in recording on WCCIS).

There are 34 children in residential homes (including 4 in-house) and one child is in Hillside Secure Centre. There continues to be a child living in a placement that is operating without registration. We hope to achieve registration with CIW by 1 June when the Registered Manager is in post.

There has been a good level of interest from kinship carers wanting to progress onto SGO applications from the workshops held in April. Very positively, Foster Wales Swansea receiving a higher number of registrations of interest to foster in April, compared to March. It remains a priority to increase the number of in-house fostering households; as can be seen, in April only 30% of the fostering requests were able to be placed with Foster Wales Swansea carers.



Single Point of Contact

Supported Care Planning

Fostering & Adoption

Support Services

SQU & CPCU

Professional Abuse Enquires

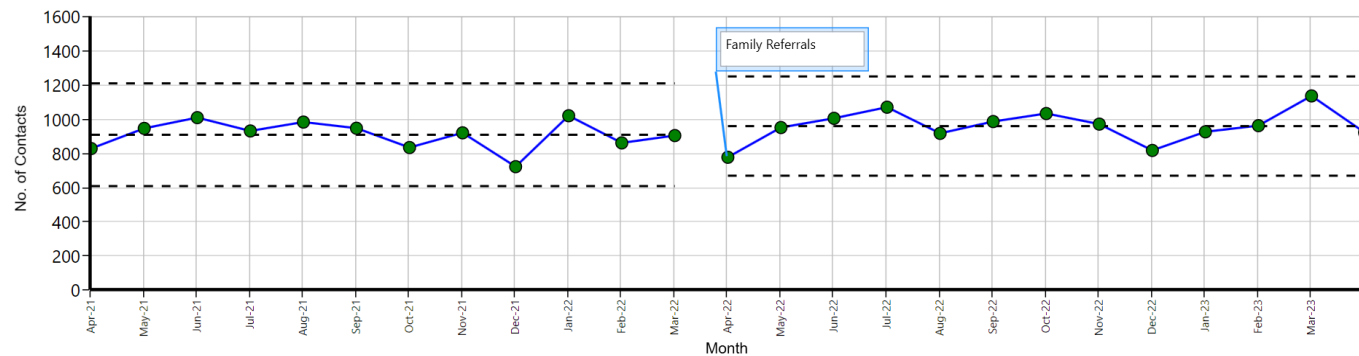
Youth Offending Service

Staff Wellbeing

Single Point of Contact

Contacts	March 2023	April 2023
The total number of contacts received by Child & Family Services during the month:	1140	926
The number of contacts closed Information only during the month:	610	564
The number of contacts closed with Advice or Assistance during the month:	101	58

Contacts Received by SPOC



	Apr-21	Apr-22
UCL	1213.57	1254.07
Mean	912.75	963.46
LCL	611.93	672.86



Single Point of Contact

Supported Care Planning

Fostering & Adoption

Support Services

SQU & CPCU

Professional Abuse Enquires

Youth Offending Service

Staff Wellbeing

Integrated Information, Advice & Assistance Hub

Contacts & Closures	March 2023	April 2023
The number of contacts received by the Integrated Information, Advice and Assistance Hub during the month:	595	414
The number of contacts received during the month where Advice or Assistance has been provided within 12 months:	Report To Be Developed	
The number of contacts closed Information only during the month:	325	241
The number of contacts closed with Advice or Assistance during the month:	68	39
The number of contacts closed with another reason during the month:	0	1
The number of contacts passed to preventative services during the month:	39	10
The number of contacts passed to Contextual, Missing, Exploited and Trafficked (CMET) Team during the month: <small>(includes individuals, contextual areas and peer groups)</small>	12	3
The number of contacts passed to the Integrated Safeguarding Hub during the month:	39	31
The number of contacts passed to Supported Care Planning during the month: <small>(includes the Academy)</small>	35	31
The number of contacts passed to the Family & Friends Team:	2	0
The number of contacts passed to the Independent Carers Assessment Team:	3	1
The number of contacts received during the month, which were being supported by the Integrated Information, Advice and Assistance Hub at the end of the month:	72	57



Single Point of Contact

Supported Care Planning

Fostering & Adoption

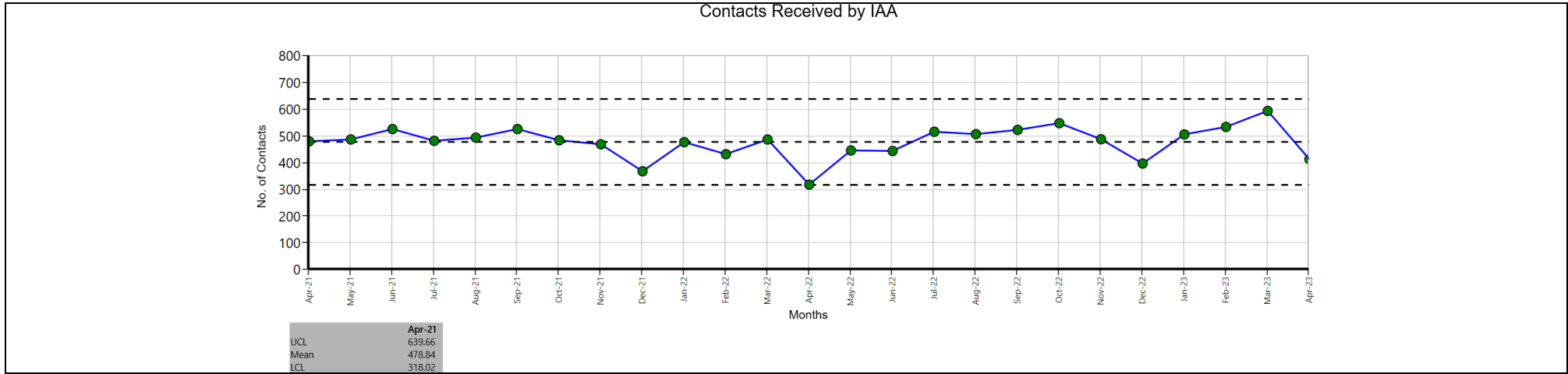
Support Services

SQU & CPCU

Professional Abuse Enquires

Youth Offending Service

Staff Wellbeing

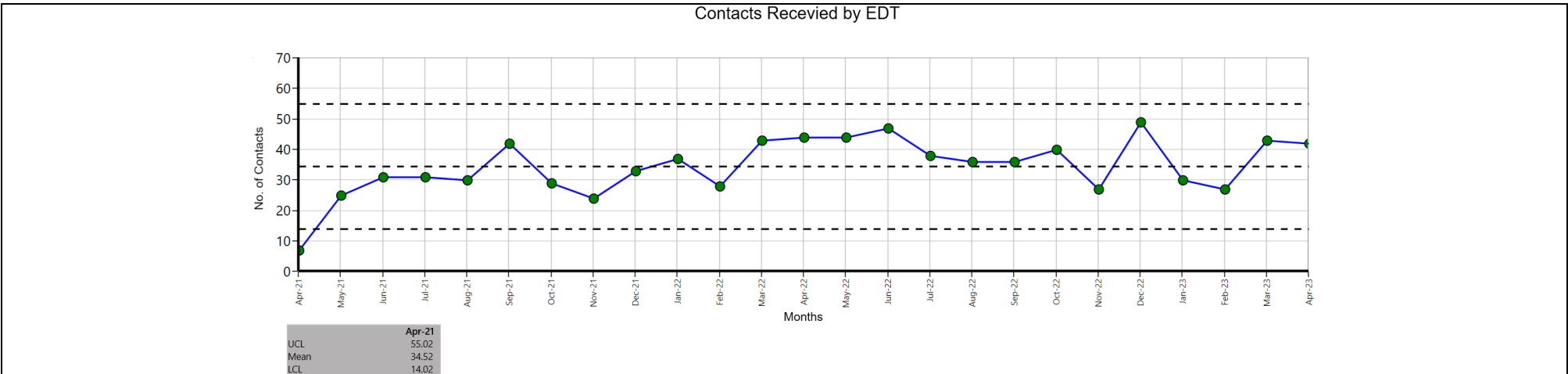


Emergency Duty Team

Contacts & Closures	March 2023	April 2023
The number of contacts received by the Emergency Duty Team during the month:	43	42
The number of contacts closed Information only during the month:	10	11
The number of contacts closed Advice or Assistance during the month:	0	2
The number of contacts passed to preventative services during the month:	2	3
The number of contacts passed to the Integrated Information, Advice & Assistance Hub:	19	16
The number of contacts passed to Contextual, Missing, Exploited and Trafficked (CMET) Team during the month: (includes individuals, contextual areas and peer groups)	2	0
The number of contacts passed to the Integrated Safeguarding Hub during the month:	7	8
The number of contacts passed to Supported Care Planning during the month: (includes the Academy)	1	1



The number of contacts received during the month, which were being supported by the Emergency Duty Team at the end of the month:	2	1
--	----------	----------



Child Protection Investigations	March 2023	April 2023
The total number of Strategy Discussions / Meetings recorded during the month:	3	2
The number of Strategy Discussions / Meetings which require a Section 47 enquiry:	1	1
The number of Strategy Discussions / Meetings where no further CP action is required:	2	0
The total number of Section 47 enquires recorded during the month:	0	2
The number of Section 47 enquires which require an Initial Child Protection Conference:		0
The number of Section 47 enquires where there is no further CP action required:		2



Single Point of Contact

Supported Care Planning

Fostering & Adoption

Support Services

SQU & CPCU

Professional Abuse Enquires

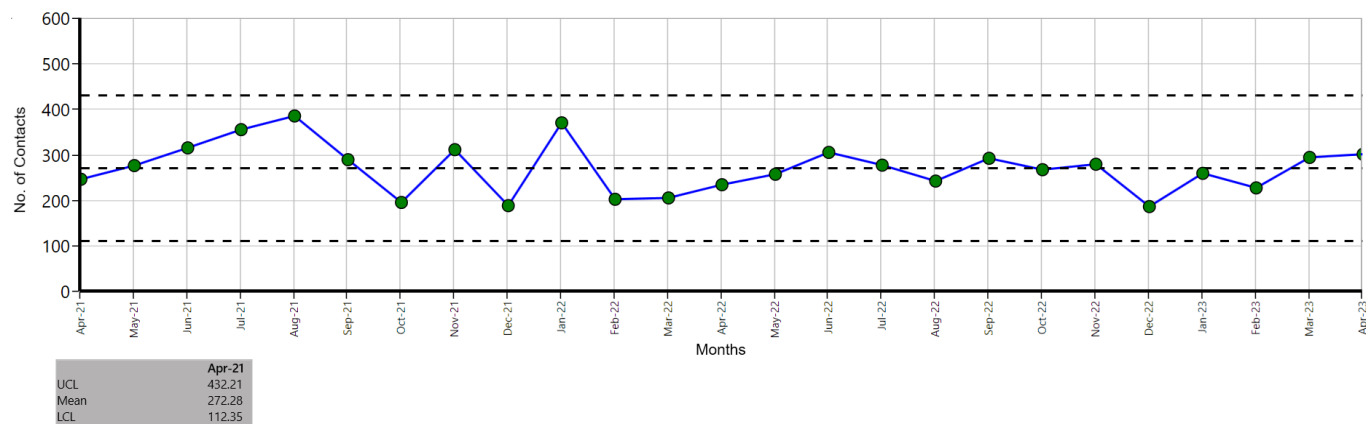
Youth Offending Service

Staff Wellbeing

Domestic Abuse Hub

Contacts & Closures	March 2023	April 2023
The number of contacts received by the Domestic Abuse Hub during the month:	296	303
The number of contacts received during the month where Advice or Assistance has been provided within 12 months:	Report To Be Developed	
The number of contacts closed Information only during the month:	233	269
The number of contacts closed Advice or Assistance during the month:	29	16
The number of contacts passed to preventative services during the month:	3	4
The number of contacts passed to the Integrated Information, Advice & Assistance Hub or the Integrated Safeguarding Hub during the month:	3	3
The number of contacts passed to Supported Care Planning during the month: (includes the Academy)	4	0
The number of contacts received during the month, which were being supported by the Domestic Abuse Hub at the end of the month:	24	11

Contacts Received by DA Hub





Single Point of Contact

Supported Care Planning

Fostering & Adoption

Support Services

SQU & CPCU

Professional Abuse Enquires

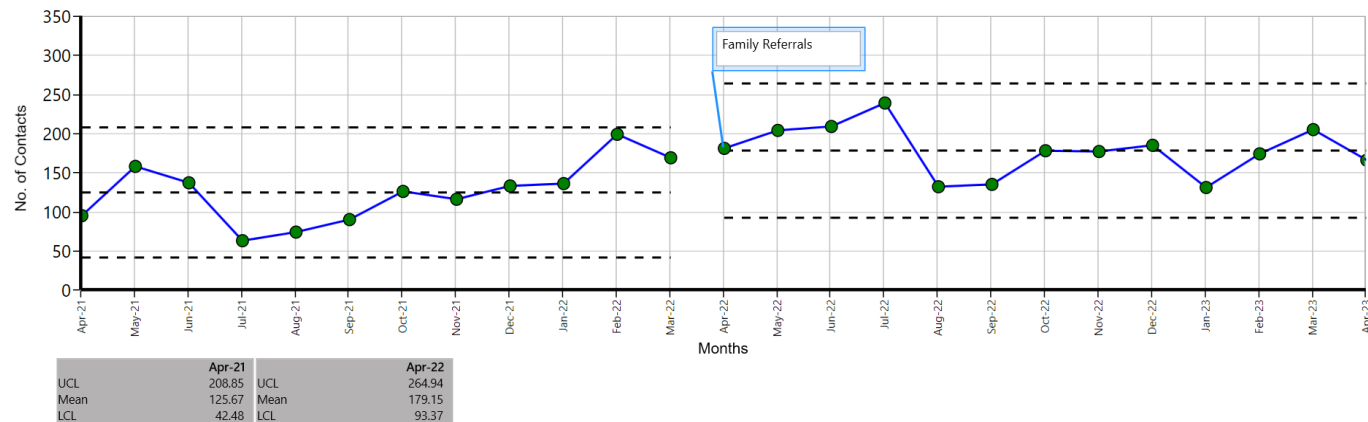
Youth Offending Service

Staff Wellbeing

Early Help Hubs

Contacts & Closures	March 2023	April 2023
The number of contacts for the Early Help Hubs received during the month:	206	167
The number of contacts closed Information, Advice or Assistance during the month:	46	44
The number of contacts agreed for Early Helps Hubs support during the month:	143	99
The number of contacts awaiting allocation at the end of the month:	175	157
The number of contacts received during the month where Advice or Assistance has been provided within 12 months:	Report To Be Developed	
The number of referrals received during the month where support ceased in the last 12 months:	Report To Be Developed	
The number of referrals closed during the month:	220	169
The number of referrals closed with a positive outcome during the month:	131	91

Contacts Received by Early Help Hubs





Single Point of Contact

Supported Care Planning

Fostering & Adoption

Support Services

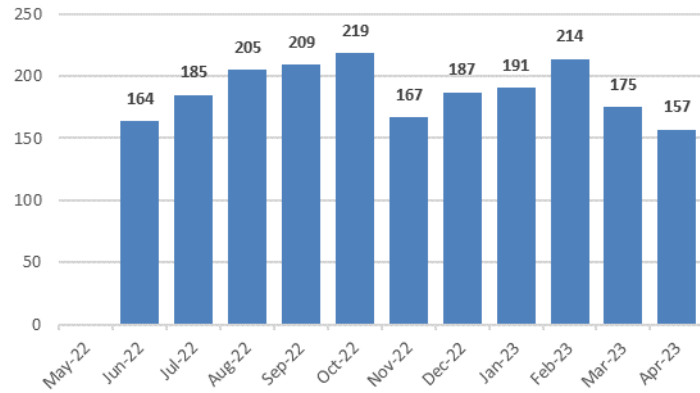
SQU & CPCU

Professional Abuse Enquires

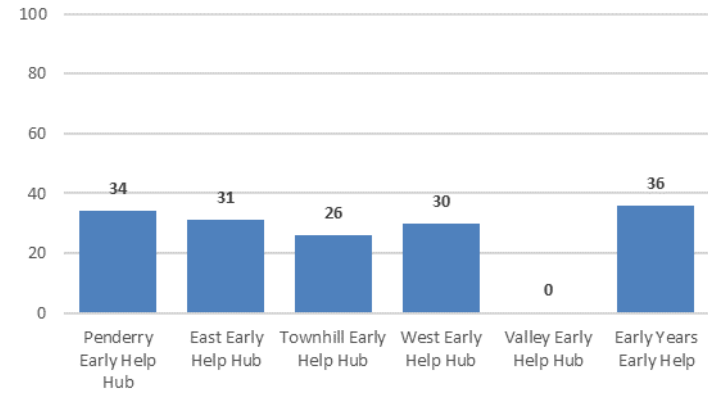
Youth Offending Service

Staff Wellbeing

Cases awaiting allocation - Early Help - Monthly Snapshot



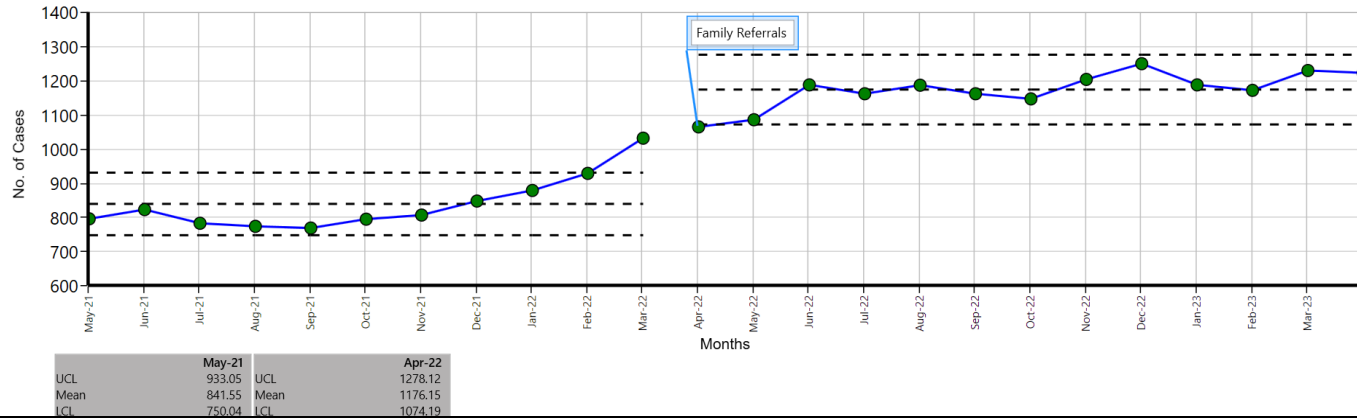
Cases awaiting allocation - Early Help - April 2023



Caseload	March 2023	April 2023
The number of children and young people supported at the end of the month:	1232	1225
The number of children and young people with a Family Plan / Review at the end of the month:	Report To Be Developed	



Caseload Trend - Early Help Hubs



Wellbeing Assessments	March 2023	April 2023
The number of Wellbeing Assessments due during the month:	Report To Be Developed	
The number of Wellbeing Assessments completed during the month:	51	32

Family Plans	March 2023	April 2023
The number of Family Plan / Review's completed during the month:	203	153

Family Wellbeing Team

Contacts, Caseloads & Closures	March 2023	April 2023
The number of referrals agreed for Family Wellbeing Support during the month:	Report To Be Developed	
The number of referrals closed to the Family Wellbeing Team during the month:	Report To Be Developed	
The number of children and young people supported by the Family Wellbeing Team at the end of the month:	Report To Be Developed	



Single Point of Contact

Supported Care Planning

Fostering & Adoption

Support Services

SQU & CPCU

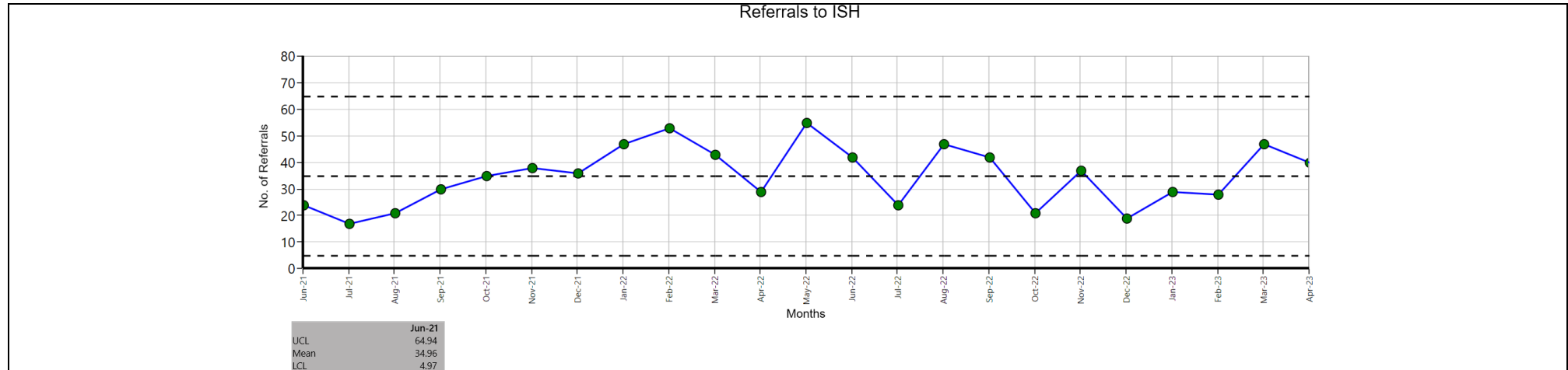
Professional Abuse Enquires

Youth Offending Service

Staff Wellbeing

Integrated Safeguarding Hub

Contacts & Closures	March 2023	April 2023
The number of contacts that were passed to the Integrated Safeguarding Hub during the month:	47	40
The number of contacts received during the month where Advice or Assistance has been provided within 12 months:	Report To Be Developed	
The number of contacts closed Information only during the month:	0	0
The number of contacts closed Advice or Assistance during the month:	4	5
The number of contacts closed with another reason during the month:	9	0
The number of contacts passed to a preventative service during the month:	0	0
The number of contacts passed to Contextual, Missing, Exploited and Trafficked (CMET) Team during the month: <small>(includes individuals, contextual areas and peer groups)</small>	0	0
The number of contacts passed to Supported Care Planning for a comprehensive assessment during the month: <small>(includes the Academy)</small>	7	8
The number of contacts received during the month, which were being supported by the Integrated Safeguarding Hub at the end of the month:	27	27



Child Protection Investigations	March 2023	April 2023
The total number of Strategy Discussions / Meetings recorded during the month:	41	45*
The number of Strategy Discussions / Meetings which require a Section 47 enquiry:	26	16*
The number of Strategy Discussions / Meetings where no further CP action is required:	6	18*
The total number of Section 47 enquires recorded during the month:	24	9*
The number of Section 47 enquires which require an Initial Child Protection Conference:	8	0*
The number of Section 47 enquires where there is no further CP action required:	15	6*

* figures do not include the new form which was rolled in on 2 May – there are 4 children with a new CP activity form during April which are not reflected in the figures.



Single Point of Contact

Supported Care Planning

Fostering & Adoption

Support Services

SQU & CPCU

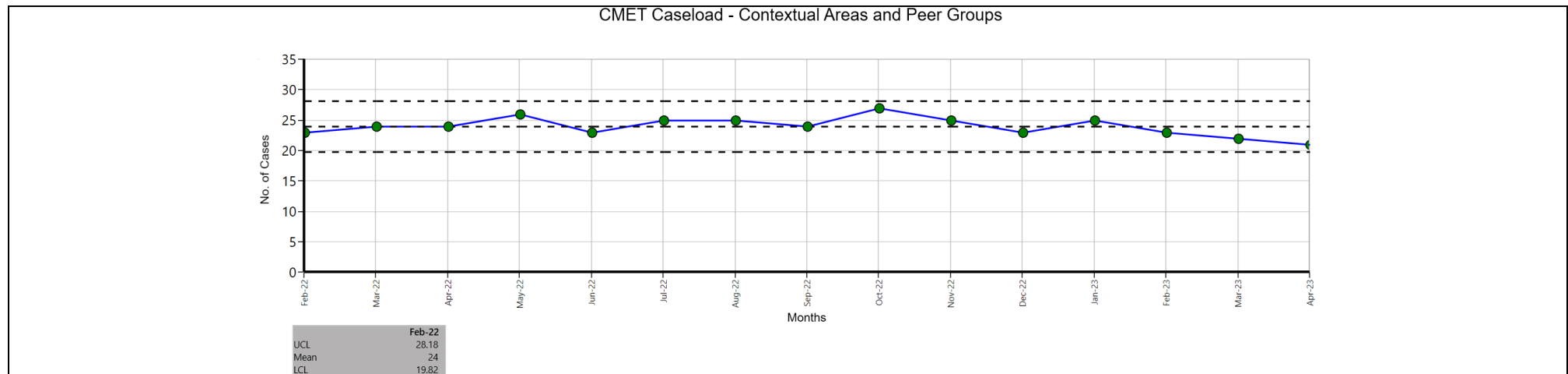
Professional Abuse Enquires

Youth Offending Service

Staff Wellbeing

CMET

Contacts, Caseload & Closures	March 2023	April 2023
The number of contacts relating to contextual areas and peer groups that were passed to CMET during the month:	4	1
The number of contacts relating to contextual areas and peer groups that were closed by CMET during the month:	5	2
The number of contacts relating to contextual areas and peer groups that were closed by CMET during the month with a positive outcome:	5	2
The number of contextual areas and peer groups supported by CMET at the end of the month:	22	21



Independent Carers Assessment Team

	March 2023	April 2023
The number of referrals received by the Independent Carers Assessment Team during the month:	5	1
The number of referrals for parent carers awaiting allocation at the end of the month:	5	1



	March 2023	April 2023
The number of parent carers supported by the Independent Carers Assessment Team at the end of the month:	43	37
The number of Independent Carers Assessments due during the month:	Report To Be Developed	
The number of Independent Carers Assessments completed during the month:	2	1
The number of referrals closed by the Independent Carers Assessment Team during the month:	9	6

What is working well?	What are we worried about?	What do we need to do?
<p>This month we received fewer contacts into the service. This is mostly due to March being unusually high.</p> <p>A high proportion of the contacts to IAA were deemed information only with a slight reduction in those supporting with information advice and assistance.</p> <p>Positively fewer contacts passed from IAA for further support with a reduction of 74.36% passed onto preventative services. Contacts passed to, CMET (3), prevention (10), the Integrated Safeguarding Hub (31) and Supported Care Planning (31 – the Academy 14, Penderry & East 11, Townhill & West 3, Valley 2 and Bays Plus 2).</p> <p>In considering the referrals from February and March, almost a quarter of the referrals passed</p>	<p>Despite a reduction in the number of contacts in some areas of SPOC (Single Point of Contact), the number recorded by EDT (42) and the Domestic Abuse Hub (303) are comparable with March – similar trends observed during the same period in 2022.</p> <p>Although the Early Help Hubs have seen a reduction in the amount of contacts, the demand into the service continues to surpass its capacity as we continue to have a waiting list of 157 awaiting allocation.</p> <p>During the monthly meetings with the Academy, it was highlighted that as they have reduced capacity at present due to maternity leave and promotion of one senior to PL, and the seniors within the Academy supporting with the demand into ISH. Capacity in the Academy will be lower until September 2023 (when the new NQSW</p>	<p>Further exploration of links between IAA referrals passed onto ISH where EHH have supported in the past 12 months</p> <p>Monitor the demand into ISH and the Academy and consider how the service could support if pressures exceed capacity</p> <p>Continue development work with WCCIS to support reporting and in turn practice.</p> <p>Continue implementing QA framework in EHH</p>



Single Point of Contact

Supported Care Planning

Fostering & Adoption

Support Services

SQU & CPCU

Professional Abuse Enquires

Youth Offending Service

Staff Wellbeing

What is working well?	What are we worried about?	What do we need to do?
<p>from IAA to ISH had previously received EHH support in the past 12 months, however on one, case was awaiting allocation therefore there is no indication that those families awaiting a service from EHH are escalating into crisis and requiring a statutory service. We will continue to explore the themes in the link between those entering ISH/SCP and EHH in the next few months.</p> <p>Like IAA, the Early Help Hubs also received fewer contacts this month.</p> <p>The Early Help Hubs continue to agree to support a significant proportion (99, 59.28%) of their monthly contacts – however, the number of closures (169) has surpassed the number agreed to support for a second month running.</p> <p>On the whole, the EHH remain relatively stable with their overall caseload (1225) fluctuating between 1170 and 1232 since January 2023.</p> <p>Of the 40 contacts received, the Integrated Safeguarding Hub supported 5 with Advice or Assistance, passed on 8 on to Supported Care Planning for further support (all of which went to the Academy) – the Integrated Safeguarding Hub</p>	<p>cohort starts) to the workload from ISH being shared, students leaving and 2 NQSWs transitioning over to SCP teams.</p> <p>The ISH figures are not accurate in this month’s reports because we had to allocate cases to staff outside of the ISH due to staffing issues. The report only picks up cases allocated within the ISH, should we be in the position again of having to allocate to other staff, TCOs will keep a manual record.</p> <p>There continues to be a waiting list for carers assessments as the demand exceeds the capacity currently. However progress is being made in relation to assessing and closures of these cases.</p>	



Single Point of Contact

Supported Care Planning

Fostering & Adoption

Support Services

SQU & CPCU

Professional Abuse Enquires

Youth Offending Service

Staff Wellbeing

What is working well?	What are we worried about?	What do we need to do?
<p>continued to support 27 children/young people at the end of the month.</p> <p>CMET received 1 new referral for contextual areas and peer groups and closed 2 cases – all of which achieved a positive outcome.</p> <p>The Academy continue to work alongside WCCIS to consider how best to review Direct Payment cases so that they do not sit on caseloads.</p> <p>Within the Carers Team, 1 referral was received and 6 closed during April seeing a reduction to 37 parent carers being supported at the end of the month.</p>		



Single Point of Contact

Supported Care Planning

Fostering & Adoption

Support Services

SQU & CPCU

Professional Abuse Enquires

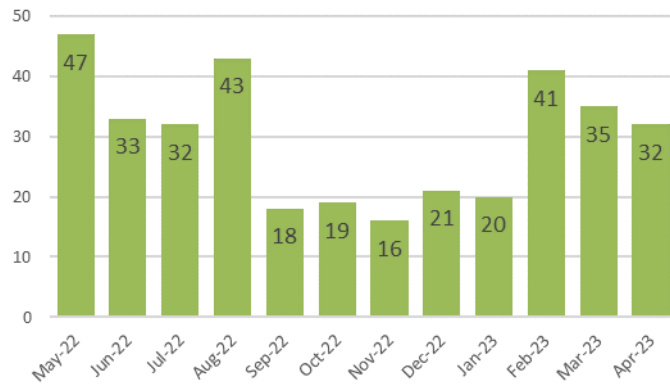
Youth Offending Service

Staff Wellbeing

Supported Care Planning

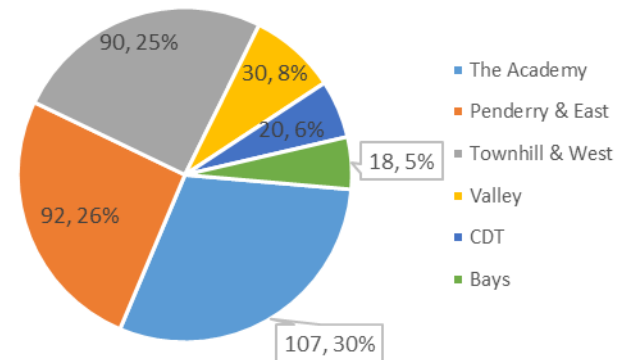
Contacts, Caseload & Closures	March 2023	April 2023
The number of referrals received for a comprehensive assessment during the month: (referrals passed from the Integrated IAA Hub, and includes the Academy)	35	32
The number of referrals received during the month where support ceased in the last 12 months:	Report To Be Developed	
The number of referrals closed in Supported Care Planning during the month:	53	52
The number of referrals closed with a positive outcome during the month:	Report To Be Developed	
The number of referrals passed to Family & Friends during the month:	Report To Be Developed	
The number of referrals stepped down to preventative services during the month:	Report To Be Developed	
The number of children and young people supported by Supported Care Planning at the end of the month: (Includes the Academy)	1204	1208
Of these, the percentage that represent complex cases (CP & LAC):	54.40%	55.22%

Referrals passed from IAA to SCP



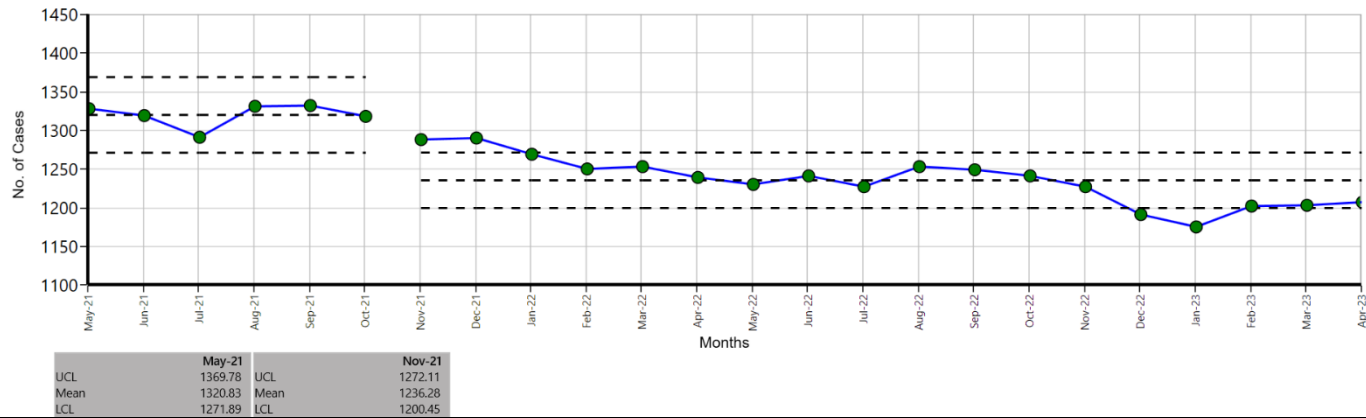
Referrals passed from IAA to SCP

May 2022 to April 2023





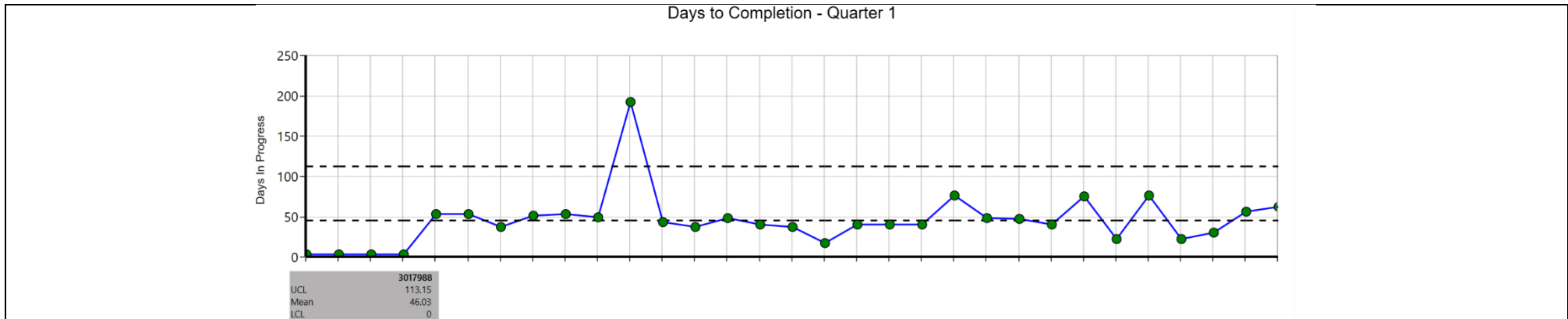
Caseload Trend - Supported Care Planning



Case Supervision	March 2023	April 2023
The percentage of Case Supervision sessions which are on time or not overdue at the end of the month: (*Figure excludes the Academy, who are tracking case supervision whilst trialling recording methods)	85.31%*	73.44%
Care & Support Plans	March 2023	April 2023
The number of children and young people with a Care and Support Plan at the end of the month:	971	961
Single Assessments	March 2023	April 2023
The number of Single Assessments due at the end of the month: (*Figure includes the Academy hubs)	159*	171*
The number of Single Assessments that are overdue at the end of the month:	30	59
The number of Single Assessments completed during the month:	70	31
The number of Single Assessments carried out within timescales during the month:	40, 57.14%	16, 51.61%
The percentage of children seen during the period of assessment, who were born at the time the assessment concluded:	71.43%	96.43%
The average number of days to complete a Single Assessment during the month:	37 Days	46 Days



Single Assessments	March 2023	April 2023
The number of Single Assessments which indicate direct work has been undertaken (Children aged 5 and over):	45, 84.91%	



Child Protection Investigations	March 2023	April 2023
The total number of Strategy Discussions / Meetings recorded during the month:	40	35*
The number of Strategy Discussions / Meetings which require a Section 47 enquiry:	18	17*
The number of Strategy Discussions / Meetings no further CP action is required:	7	4*
The total number of Section 47's recorded during the month:	9	16*
The number of Section 47 enquires which require an Initial Child Protection Conference:	3	10*
The number of Section 47 enquires where no further CP action is required:	5	4*

* figures do not include the new form which was rolled in on 2 May – there are 4 children with a new CP activity form during April which are not reflected in the figures.



Single Point of Contact

Supported Care Planning

Fostering & Adoption

Support Services

SQU & CPCU

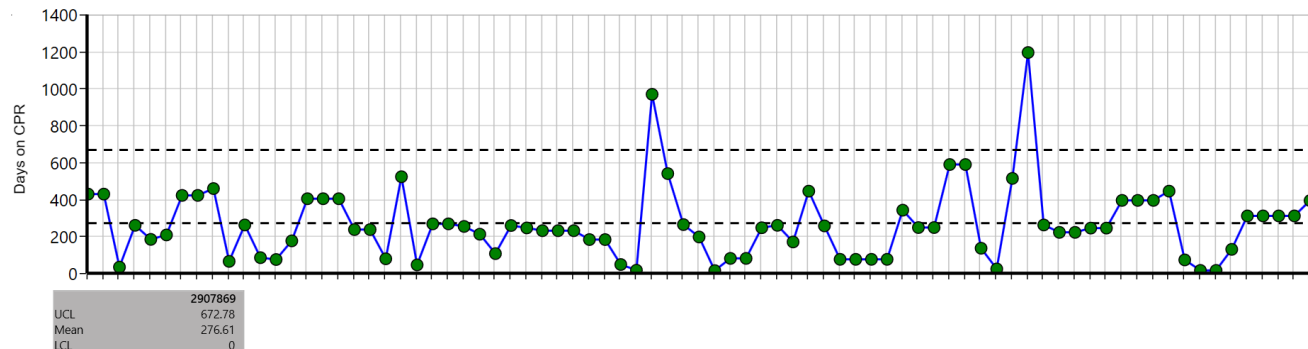
Professional Abuse Enquires

Youth Offending Service

Staff Wellbeing

Child Protection	March 2023	April 2023
The number of children on the Child Protection Register at the end of the month:	203	208
The number of unborns to be added to the Child Protection Register at birth at the end of the month:	8	10
The number of children on the Child Protection Register that have been registered previously:	66	64
The number of children added to the Child Protection Register during the month:	19	12
The number of children added to the Child Protection Register, within 12 months of de-registration:	4	1
The number of children added to the Child Protection Register, within 12 months of de-registrations who've been re-registered under the same category:	Report To Be Developed	
The number of children removed from the Child Protection Register during the month:	33	7
The number of children removed from the Child Protection Register at their first review, who were not Looked After:	5	0

Days to De-Registration 2023





Qualitative Auditing – Multi Agency Safeguarding Reviews

De-Registration at First Review

During March, four children (two sibling groups)’s names were removed from the Child Protection Register at their first Review Child Protection Conference. One child had moved in with appropriate alternative family members; however this placement broke down and the child became looked after by the Authority. Professionals considered this to be a ‘safe’ de-registration as the child is now in the care of the Authority.

The group of four siblings whose names were also removed from the CP Register at their first Review were discussed within a safeguarding review meeting to consider decision making and views of the children and professionals throughout the conference process. Overall, professionals did not agree with the decision to deregister at first review but were not so concerned about any of the children that the review thought emergency actions should be taken.

Professionals were concerned that historical concerns were presenting again although the reason to proceed to conference was a separate incident. Professionals also sought clarity around children’s education attendance, home conditions, parental mental health, and worries around finances. The review has invited the case network to discuss this in more detail to satisfy any anxiety around whether a safety plan could be managed within a Care and Support Plan on CINCS basis, which the Learning and Innovation Team will facilitate.

Exploitation Case Reviews

During April, the multi-agency safeguarding review evaluated three protocol cases. In the cases reviewed, professionals felt more detail was required to ensure the strengths, safety, worries and risks were clearly recorded for all three cases. Professionals did not feel the young person’s views were represented in any of the cases reviewed.

A safety plan was reviewed for each case and professionals felt the underlying worries around exploitation were addressed in all three cases, however the young person’s voice was not clear within the plans. The young person’s voice was reflected in one safety plan, but professionals felt more detail was needed. Professionals agreed with the decision making, including the protocol category for two cases. All cases clearly explored the perpetrators of exploitation, peer groups and contextual areas.

Positively, all three cases were considered to be good case examples with regard to engaging with the young person in question, joined up flexible working between Bays, YOS and CMET to tackle engagement barriers and consideration of a young person’s wider support network.

Initial Core Groups	March 2023	April 2023
The number of Initial Core Groups due during the month:	15	13
The number of Initial Core Groups held within timescales:	9	13



Single Point of Contact

Supported Care Planning

Fostering & Adoption

Support Services

SQU & CPCU

Professional Abuse Enquires

Youth Offending Service

Staff Wellbeing

Statutory Visits	March 2023	April 2023
The percentage of visits to children on the Child Protection Register that were on time or not over due at the end of the month:	82.16%	73.39%
The number of children on the Child Protection Register who have been visited at least twice during the month:	Report To Be Developed	
Dual Status	March 2023	April 2023
The number of children who are on the Child Protection Register and are Looked After:	27	24
Legal Proceedings	March 2023	April 2023
The number of children in PLO at the end of the month:	39	42
<i>During April, Public Law concluded for 3 children; the Local Authority issued care proceedings for 2 and concluded pre-legal proceedings for 1.</i>		
The number of children in Public Proceedings at the end of the month:	46	44
<i>During April, Public Proceedings concluded for 6 children; the Local Authority was granted Care Orders for 5 and a family member was granted a Special Guardianship Order for 1.</i>		
Looked After Children	March 2023	April 2023
The number of children who were Looked After at the end of the month:	481	476
The number of children placed in an unregulated placement at the end of the month: <i>*Figure reported by PO in the absence of a report from WCCIS</i>	1*	1*
The number of children becoming Looked After during the month:	10	6
The number of Looked After children, with an unaccompanied asylum status supported at the end of the month:	4	6
The number of children ceasing to be Looked After during the month:	15	11



Single Point of Contact

Supported Care Planning

Fostering & Adoption

Support Services

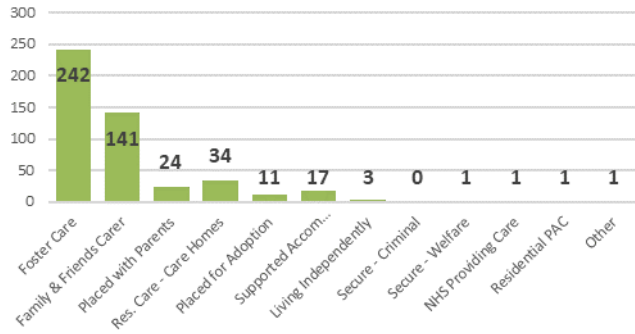
SQU & CPCU

Professional Abuse Enquires

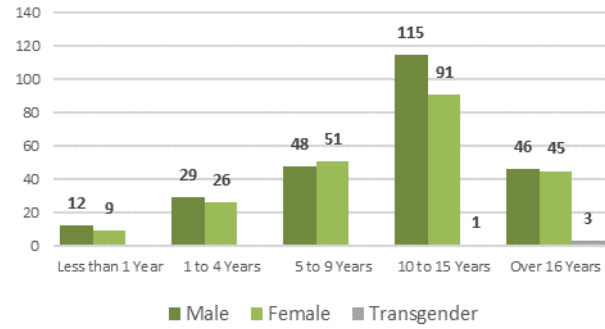
Youth Offending Service

Staff Wellbeing

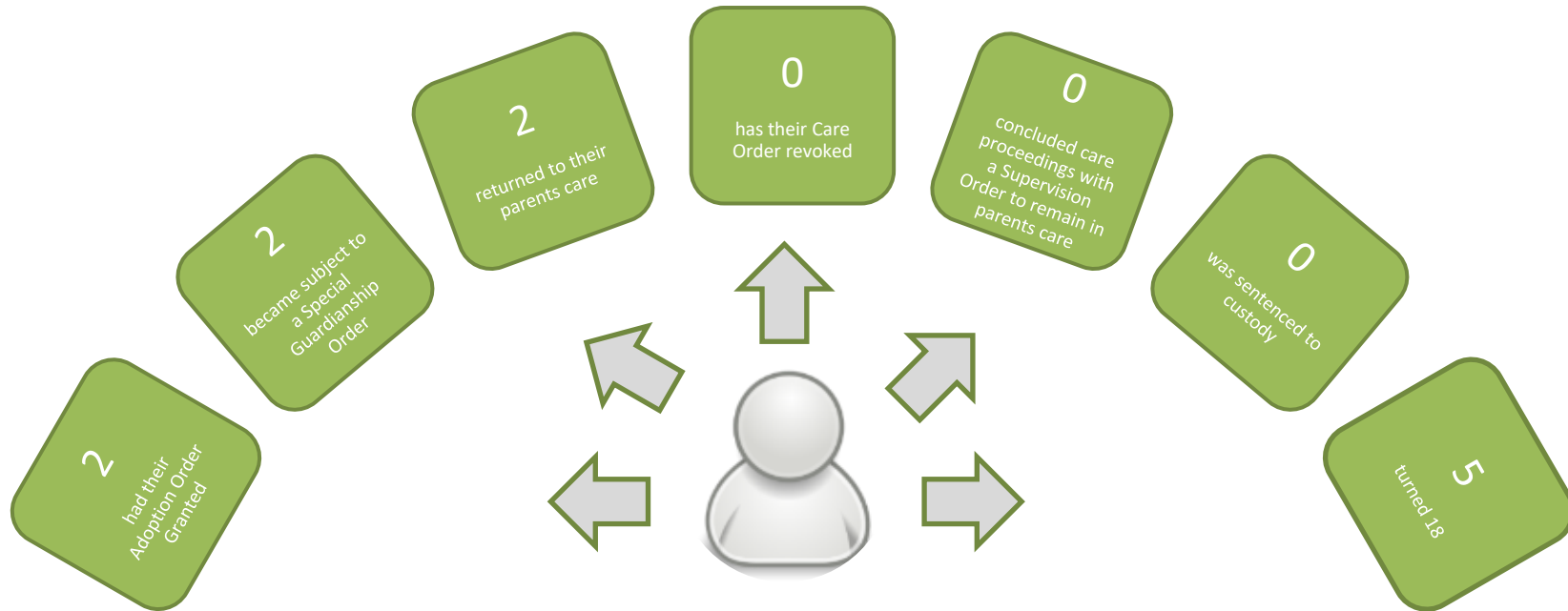
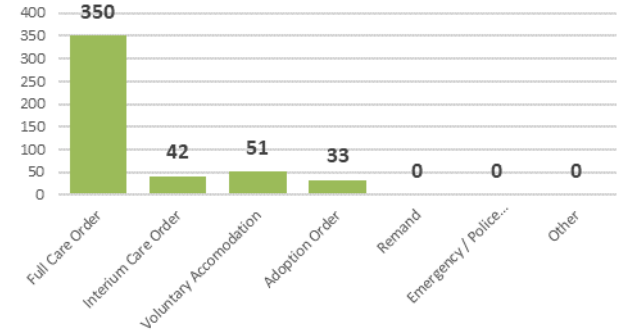
Looked After Children - Placement Type



Looked After Children - Age and Gender



Looked After Children - Legal Status





Initial Personal Education Plan	March 2023	April 2023
The number of Initial PEP's due within 20 school days of becoming Looked After during the month:	4	1
The number of Initial PEP's received within 20 school days of becoming Looked After:	3	1

Bays Plus

	March 2023	April 2023
The number of young people presenting as homeless, placed in a bed & breakfast, during the month <small>(under 18's only): (includes Air B&B and Hotels)</small>	1	1
The total number of young people residing in a bed & breakfast at any time during the month <small>(under 18's only):</small>	1	1
The number of young people presenting as homeless, placed in emergency accommodation, during the month <small>(under 18's only): (includes Jennings, Emergency SLS, SPOT Purchasing Provisions)</small>	4	2
The total number of young people residing in emergency accommodation at any time during the month <small>(under 18's only):</small>	5	4

What is working well?	What are we worried about?	What do we need to do?
<p>We continue to see SCP close more cases (52) than are coming over for assessment (32). The true figure for this data however may be higher as we are currently unable to reflect the number of cases transferred from and to other service areas.</p> <p>We continue to see a high number of children and young people with an active Care and Support Plan (961).</p>	<p>There has been a slight reduction in the proportion of case supervisions being on time or not overdue (73.44%) - this may be linked to the roll-in of a recording method. During the monthly meetings Team managers feel they are aware of all the cases and the majority of their Social Workers are prioritising supervision with the delays coming from the supervisions being recorded on WCCIS itself.</p>	<p>Explore the cases who have been registered for over 12 months to give context as to why they remain on the register.</p> <p>Due to the new way of working within PLO and Court, it is envisaged the amount of time a child is on the child protection register for will increase – we will need to be mindful of this as we move forward when considering our child protection stats.</p>



What is working well?	What are we worried about?	What do we need to do?
<p>A high proportion of children were seen during their assessment (96.43%) – whilst completing annual returns an issue was uncovered in the reporting and therefore it is likely performance in this area is higher in previous months than the figures have been recorded.</p> <p>Level of child protection enquiries remains stable although a high proportion have proceeded through the CP process.</p> <p>48.57% (17) of Strategy Discussions required a Section 47 and 62.5% (10) of which proceeded to an ICPC. [Figures do not include the new forms rolled out from 2 May – there are 4 children with a new CP activity form during April which are not reflected in the figures].</p> <p>Slight increase in child protection numbers (+5) bringing the total on the register to 203. Of those on the register 7 were de-registered during the month.</p> <p>100% of core groups were completed on time.</p> <p>Further reduction in the LAC population (476).</p>	<p>In April fewer Single Assessments were concluded (31) – with 16 (51.61%) of these being completed within statutory timescales. The reduction in meeting statutory timescales began in March, despite seeing monthly improvements previously – we need to consider the themes as to what is impacting on this in the last two months as we move forward.</p> <p>Reporting of the CP activity will be impacted by the rolling out of the new forms as there is not a report to capture this data yet. The report is priority to develop now that the WG returns will be completed at the end of May.</p> <p>1 child has been re-registered within 12 months of de-registration. This case will be considered within the Safeguarding Weekly meeting in June.</p> <p>We saw a reduction in the timeliness of child protection statutory visits this month. Feedback in the monthly manager meeting is that the children are being seen but the recording of visits is either delayed by the worker putting it onto WCCIS, or issues with the weekly activity form where the statutory visits are being recorded but not being picked up by the report due to Social Workers not inputting the data correctly. This will</p>	<p>Continue to review the new forms and how they are working in practice.</p>



Single Point of Contact

Supported Care Planning

Fostering & Adoption

Support Services

SQU & CPCU

Professional Abuse Enquires

Youth Offending Service

Staff Wellbeing

What is working well?	What are we worried about?	What do we need to do?
<p>11 children ceased being looked after with a high proportion achieving a positive outcome (2 returned to parents care, 2 adoption orders and 2 SGO's granted.)</p>	<p>be an adjustment period as the forms roll out and become the new norm.</p>	



Single Point of Contact

Supported Care Planning

Fostering & Adoption

Support Services

SQU & CPCU

Professional Abuse Enquires

Youth Offending Service

Staff Wellbeing

Fostering & Adoption

Family & Friends

Family & Friends Carers	March 2023	April 2023
The number of referrals requesting Initial Family & Friends Carers assessments (IFFCA's) received during the month:	6	TBC
The number of IFFCA's ongoing as at the end of the month:	3	TBC
The number of Unified Assessments (UA's) ongoing as at the end of the month:	18	TBC
The number of Carers approved at panel during the month:	2	TBC
The number of approved carer status' terminated at panel during the month:	2	TBC
The number of approved carer households at the end of the month:	126	TBC
The number of Carer Review's due during the month:	Report to be developed	
The number of Carer Review's completed within timescales during the month:	Report to be developed	

Family & Friends Placements	March 2023	April 2023
The total number of children placed with a Family & Friends carer at the end of the month:	163	TBC
The number of children placed with unapproved Family & Friends carers at the end of the month:	10	11
The number of Placement Stability Meetings completed during the month:	3	TBC
The number of children who moved to a Family & Friends Carer during the month, due to placement breakdown:	0	TBC
The number of children who moved to a foster carer from a Family & Friends placement during the month:	0	TBC



Children Subject to Special Guardianship & Child Arrangement Orders	March 2023	April 2023
The number of children, subject to a Special Guardianship or Child Arrangement Order, accepted by Family & Friends during the month:	11	3
The number of children, subject to a Special Guardianship or Child Arrangement Order, whose care circumstances changed during the month:	1	1
The number of children, subject to a Special Guardianship or Child Arrangement Order, supported by Family & Friends, at the end of the month:	341	343
The number of SGO Reviews due during the month:	25	18
The number of SGO Reviews completed during the month:	20	11
The number of Family Stability Meetings held and Stability Plans produced during the month:	4	0

*Figures reported by Family & Friends in the absence of reporting from WCCIS

<p>Number of requests for assessment received per month (IFFCA)</p>	<p>SGO/CAO Transfers Accepted by Family & Friends Team During the Month</p>	<p>Overview of SGO Endings</p> <p>During April there was 1 change to care circumstances for children subject to Special Guardianship and this was as a consequence of the Guardian unexpectedly passing away and SGO ending; the young person is being cared for by other members of the family.</p> <p>There have been no SGO family disruptions threatened, no SGO breakdowns and no SGO stability meetings convened .</p> <p><i>*There continues to be data cleaning with regard to SGO so figures are subject to change until such a time as a system-based SGO Database is established.</i></p>
--	--	---



Single Point of Contact

Supported Care Planning

Fostering & Adoption

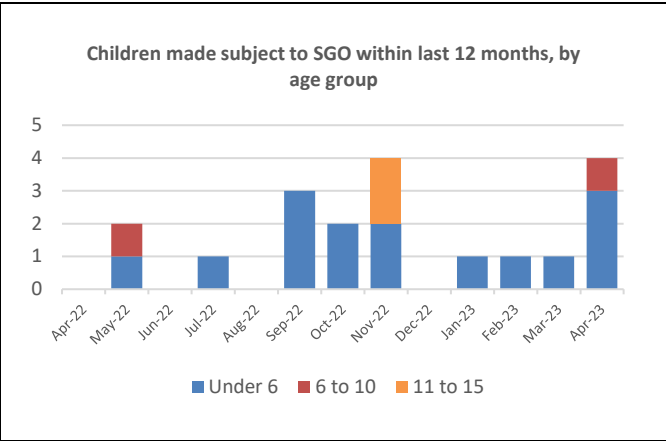
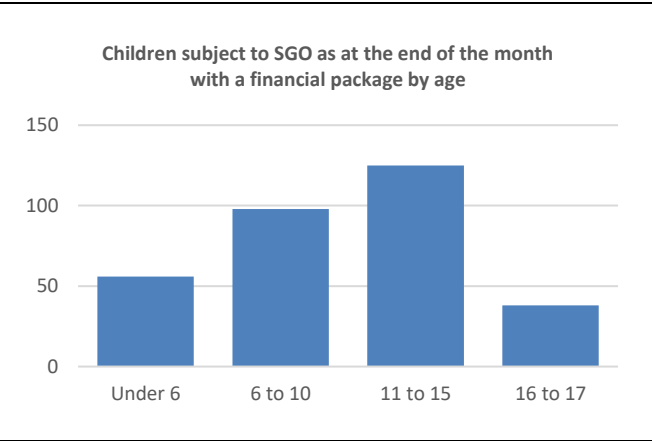
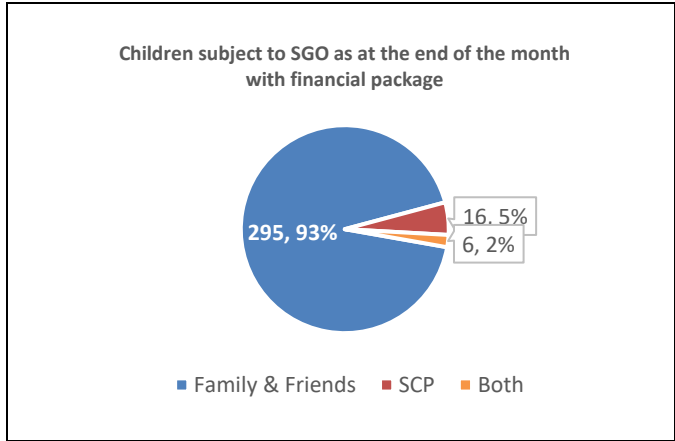
Support Services

SQU & CPCU

Professional Abuse Enquires

Youth Offending Service

Staff Wellbeing



What is working well?

- SGO carers have received a significant increase in financial allowances In April and SGO finance Policy is nearing completion
- SCVS have secured a Welsh office bid to provide volunteer support services to SGO families .FAFT have been working with SCVS to help develop this service alongside existing support as detailed within SGO support plans
- FAFT have held 5 prospective SGO workshops all of which have had excellent feedback with carers wanting to progress onto SGO applications

What are we worried about?

What do we need to do?



Single Point of Contact

Supported Care Planning

Fostering & Adoption

Support Services

SQU & CPCU

Professional Abuse Enquires

Youth Offending Service

Staff Wellbeing

Foster Wales Swansea

Recruitment	March 2023	April 2023
The number of Registrations of Interest to foster received during the month:	11	16
The number of full assessments allocated during the month:	0	5
The number of carers approved at panel during the month:	2	0
The number of approved carer status' terminated at panel during the month:	0	0
The number of carer reviews during the month:	8	9
The number of carer reviews completed within timescales during the month:	4	7
Placements	March 2023	April 2023
The total number of children placed with a Foster Wales Swansea carer at the end of the month:	168	160
The number of Placement Stability Meetings completed during the month:	2	5
The number of children who changed placement during the month, due to placement breakdown:	0	1
The number of children moving from a Foster Wales Swansea carer to a Residential placement during the month:	1	0
The number of children moving from a Residential placement to a Foster Wales Swansea carer during the month:	1	0



Single Point of Contact

Supported Care Planning

Fostering & Adoption

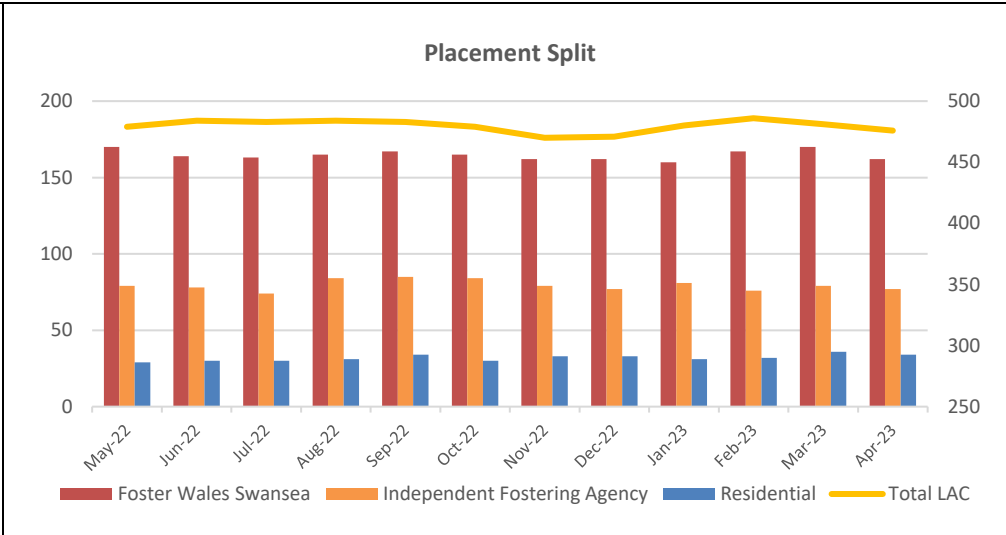
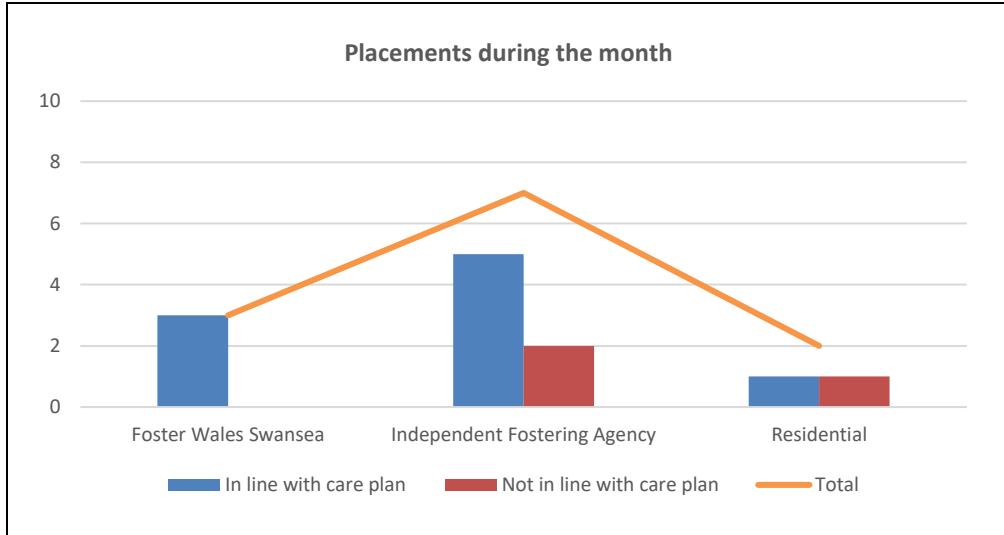
Support Services

SQU & CPCU

Professional Abuse Enquires

Youth Offending Service

Staff Wellbeing



What is working well?	What are we worried about?	What do we need to do?
<p>80% of all fostering placements (FSW and IFA) were in-line with the child’s care plan.</p> <p>There was only one placement breakdown in April. Out of the five Placement Stability Meetings that took place, three resulted in stability.</p> <p>Fostering enquiries increased this month to 16, an increase of 5 from the previous month.</p> <p>April prep training resulted in 5 fostering assessments being allocated to Supervising Social Workers.</p>	<p>Only 30% of the fostering requests were placed in-house due to a lack of matched vacancies.</p> <p>The number of available in-house vacancies continues to be low.</p> <p>The number of available IFA fostering placements continues to be low too.</p>	<p>To continue monitoring and reviewing the unavailable vacancies.</p> <p>To continue to research and explore ideas to improve the ‘package’ for both new and existing carers. It needs to be more attractive to recruit and retain.</p> <p>To continue monitoring the recruitment process to ensure that applicants are moving through it in a timely manner and where relevant, IFA carers are fast tracked.</p> <p>To continue to promote fostering in line with the recruitment and retention strategy and working</p>



Single Point of Contact

Supported Care Planning

Fostering & Adoption

Support Services

SQU & CPCU

Professional Abuse Enquires

Youth Offending Service

Staff Wellbeing

What is working well?	What are we worried about?	What do we need to do?
<p>The number of carer reviews that were completed within timescales has significantly improved. It went from 50% being completed to 78%.</p>		<p>with Foster Wales nationally to recruit more foster carers and improve the 'offer'.</p> <p>To continue to improve the retention offer for existing foster carers in line with the recruitment and retention strategy and working with Foster Wales nationally to retain more foster carers and improve the 'offer' i.e. council tax, free car parking, wellbeing offer, expansion of support groups, foster carer charter, foster carer association etc.</p> <p>Once the foster carer consultation event has taken place, an action plan (which takes into consideration their views/ideas/needs) will be implemented.</p>



Single Point of Contact

Supported Care Planning

Fostering & Adoption

Support Services

SQU & CPCU

Professional Abuse Enquires

Youth Offending Service

Staff Wellbeing

Western Bay Adoption Service

Recruitment	March 2023	April 2023
The number of Registrations of Interest to adopt received during the month:	1	4
The number of full assessments allocated during the month:	1	0
The number of adopters approved at panel during the month:	4	1
The number of approved adopters who have withdrawn from Western Bay Adoption Service during the month:	0	0
The number of adopter reviews due during the month:	2	1
The number of adopter reviews completed within timescales during the month:	2	0
Western Bay Adoption Placements	March 2023	April 2023
The number of Swansea children with a positive Should Be Placed outcome by the Agency Decision Maker during the month	3	2
The number of Swansea children made subject of a Placement Order during the month:	2	3
The number of Swansea Looked After Children placed with Western Bay Adopters during the month:	1	2
The total number of Swansea Looked After Children placed with Western Bay Adopters at the end of the month:	11	12
The total number of Swansea Looked After Children matched with adopters during the month:	3	2
The number of Swansea Looked After Children waiting to be matched with adopters:	13 (3 booked into matching panel, 1 with a strong link identified and 9 with no link identified)	16 (5 children have a strong link identified, 8 have no link identified and 3 have plans being reconsidered)
The number of Swansea Looked After Children who have been matched with adopters but not yet placed for adoption:	2	3
The number of Swansea Looked After Children whose plan for adoption has changed:	0	0
The number of Swansea Looked After Children placed, whose placement was disrupted:	0	2



Single Point of Contact

Supported Care Planning

Fostering & Adoption

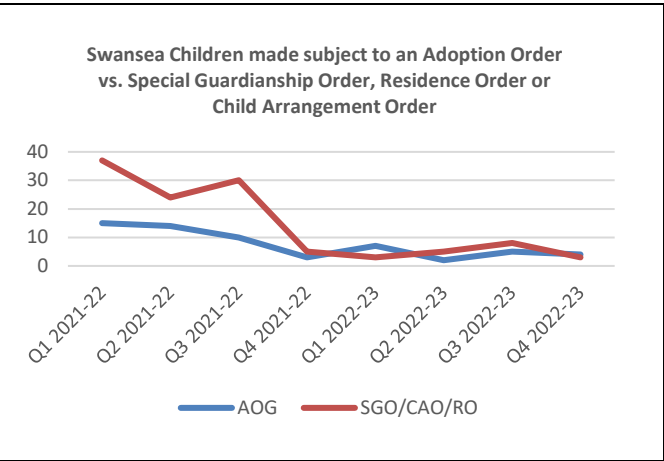
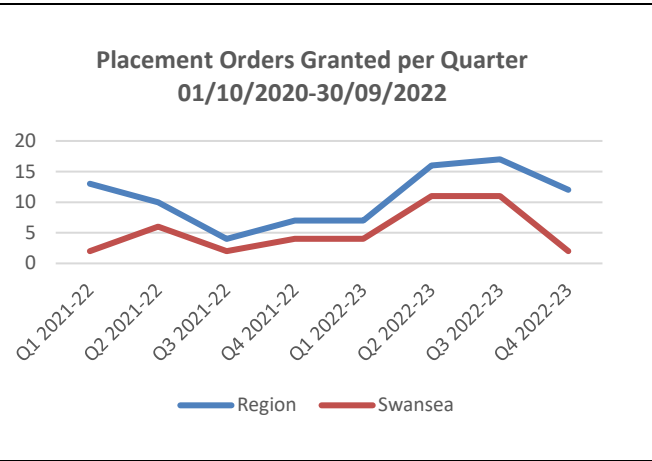
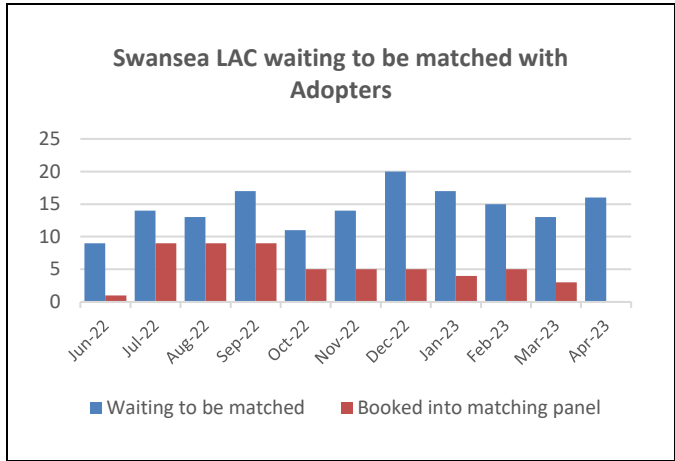
Support Services

SQU & CPCU

Professional Abuse Enquires

Youth Offending Service

Staff Wellbeing



What is working well?
 Good movement of children through the system although complexities of the children’s needs and of the care proceedings require carefully planned transitions.

What are we worried about?
 Reduced enquiries and decreasing pool of waiting adopters may mean that more children are placed outside of the region.

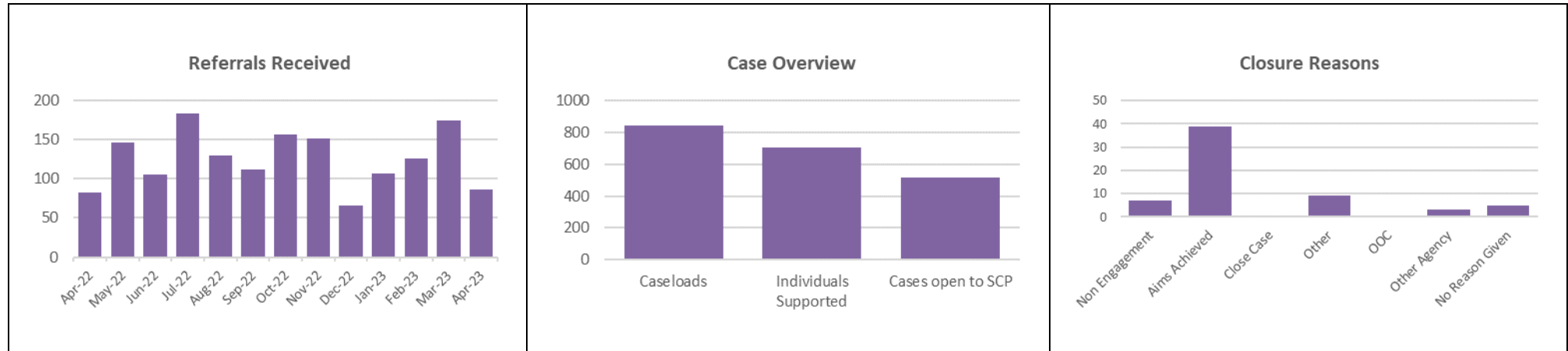
What do we need to do?
 Increase the number of enquiries coming through from Swansea. Review current marketing opportunities in Swansea.



Support Services

Family Support Service

Referrals, Caseload & Closures	March 2023	April 2023
The total number of referrals received by Family Support Services during the month:	174	86
The total number of individuals supported by Family Support Services at the end of the month:	816	844
The total number of individuals closed by Family Supported Services during the month:	144	63
The number of individuals closed with an improved outcome during the month:	104	39



What is working well?	What are we worried about?	What do we need to do?
We are now understanding our data and can pick out anomalies and trends.	Overall closures are reduced in April compared to previous months.	We need to understand 'spikes' in caseloads across our Reflect service. WCCIS exploration isn't currently providing and explanation.



Single Point of Contact

Supported Care Planning

Fostering & Adoption

Support Services

SQU & CPCU

Professional Abuse Enquires

Youth Offending Service

Staff Wellbeing

What is working well?	What are we worried about?	What do we need to do?
<p>Multiple referrals are now separated and we can now see accurate caseloads across the service.</p> <p>Single Point Of Entry (SPOE) has been rolled out to include LAC, CDT and Bays.</p>	<p>Positive closure reasons have dropped by over 15% in the month of April.</p> <p>SPOE roll out has caused some confusion among referring teams and the amount of 'pass back' have increased over the end of April/Beginning of May 23, This is reflected in an overall reduction of referrals to Family Support In April.</p>	<p>Further exploration into the reduction of closures across the services and further work needed to standardise the options used for closure reasons</p>



Single Point of Contact

Supported Care Planning

Fostering & Adoption

Support Services

SQU & CPCU

Professional Abuse Enquires

Youth Offending Service

Staff Wellbeing

Service Quality Unit & Child Protection Conference Unit

Child Protection Conferences	March 2023	April 2023
The number of Initial Conferences held during the month:	19	15
The number of Initial Conferences held within timescales during the month:	19*	14*
The number of Review Conferences held during the month:	87	29
The number of Review Conferences held within timescales during the month:	87*	29*
LAC & Pathway Plan Reviews	March 2023	April 2023
The number of LAC & Pathway Plan Reviews carried out during the month:	169	85
The number of LAC & Pathway Plan Reviews held within timescales during the month:	169*	85*
Adoption Reviews	March 2023	April 2023
The number of Adoption Reviews carried out during the month:	7	2
The number of Adoption Reviews held within timescales during the month:	7*	2*

*Figures reported by SQU and CPCU in the absence of a report from WCCIS

What is working well?	What are we worried about?	What do we need to do?
One review (unborn) was held out of timescales due to Mother not being able to attend a date within the 15 working days. Positively the review was held the next working day (16) so that mother was able to be a part of the discussion.		



Single Point of Contact

Supported Care Planning

Fostering & Adoption

Support Services

SQU & CPCU

Professional Abuse Enquires

Youth Offending Service

Staff Wellbeing

Professional Abuse Enquires

	March 2023	April 2023
The number of ongoing investigations at the end of the month:	13	16
The number of enquires received during the month:	22	22
The number of enquires re-directed to Adult Services:	1	6
The number of enquires which met threshold for an investigation:	15	13
The number of enquires closed with no further investigation:	5	3
The number of enquires passed onto a different Local Authority:	1	0
The number of Professional Abuse Strategy meetings held during the month:	30	23
The number of Initial meetings held during the month:	16	14
The number of Review meetings held during the month:	14	9
The number of investigations which concluded during the month:	19	9
5 investigations concluded with a Substantiated outcome; 1 was Unsubstantiated and 3 were Unfounded.		

What is working well?	What are we worried about?	What do we need to do?
Reduction of PAsMs back within the expected range for a month.	Only a small number of PAsMs were concluded this month.	Develop data on where referrals are coming from (within next 3 months).



Single Point of Contact

Supported Care Planning

Fostering & Adoption

Support Services

SQU & CPCU

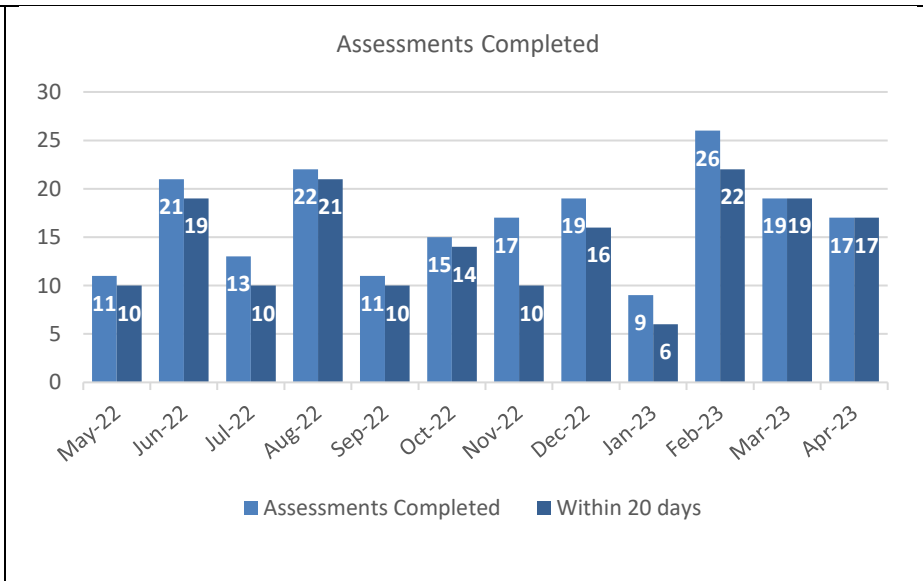
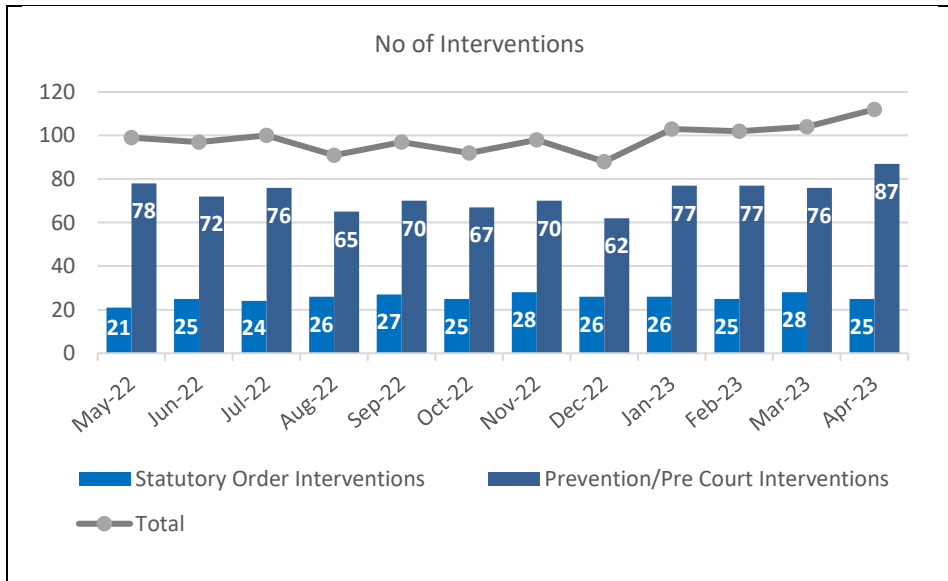
Professional Abuse Enquires

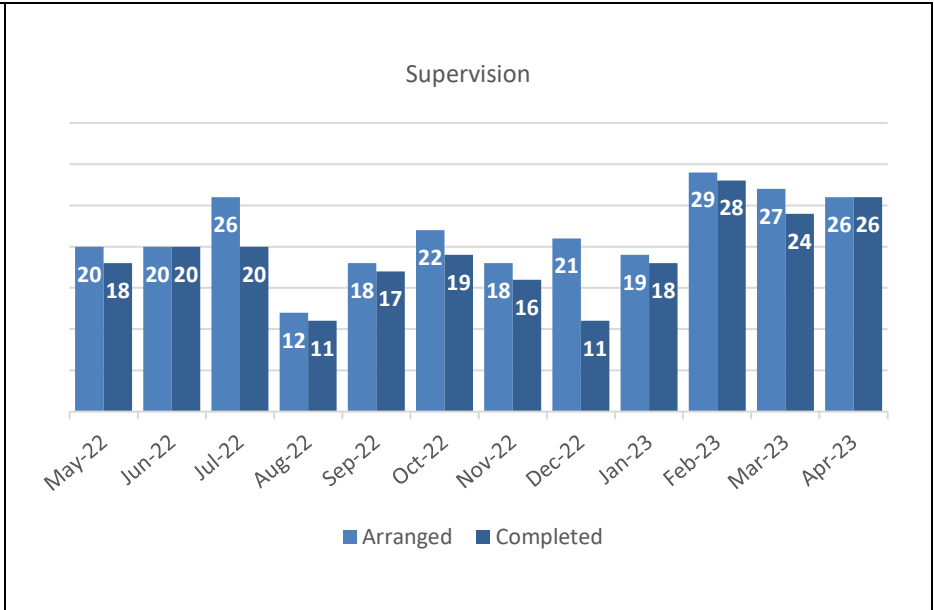
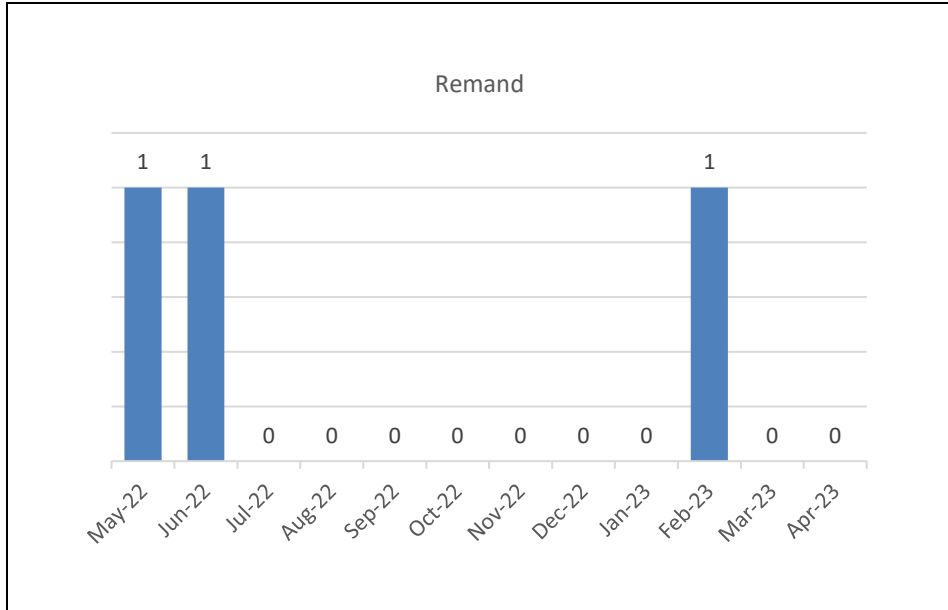
Youth Offending Service

Staff Wellbeing

Youth Offending Service

	March 2023	April 2023
The total number of young people with an open intervention at the end of the month:	104	112
The number of young people on remand at the end of the month:	0	0
The number of Asset Plus Assessments completed during the month:	19	17
The number of Asset Plus Assessments completed within 20 days:	19	17
The number of supervisions that took place during the month:	24	26





What is working well?	What are we worried about?	What do we need to do?
<p>Intervention numbers have increased in April. This potentially reflects the new Turnaround Project launching.</p> <p>There were no new remands in April.</p> <p>All Asset Plus assessments were completed within timescales.</p> <p>There was an increase in the number of supervisions that took place. All Supervisions arranged were completed.</p>	<p>Young people eligible for Turnaround funding have primarily been identified within the service.</p> <p>We are currently holding a waiting list for prevention referrals.</p>	<p>It is important that the service raise the profile of the Turnaround Project to partner agencies to increase referrals being received.</p> <p>The team are considering ways in which to adapt the services we provide to reduce the prevention waiting list and work with more young people referred to the service, at the earliest possible opportunity.</p>



Single Point of Contact

Supported Care Planning

Fostering & Adoption

Support Services

SQU & CPCU

Professional Abuse Enquires

Youth Offending Service

Staff Wellbeing

What is working well?	What are we worried about?	What do we need to do?
There is an increase in prevention/pre court interventions and a reduction in statutory (Court) cases.		



Single Point of Contact

Supported Care Planning

Fostering & Adoption

Support Services

SQU & CPCU

Professional Abuse Enquires

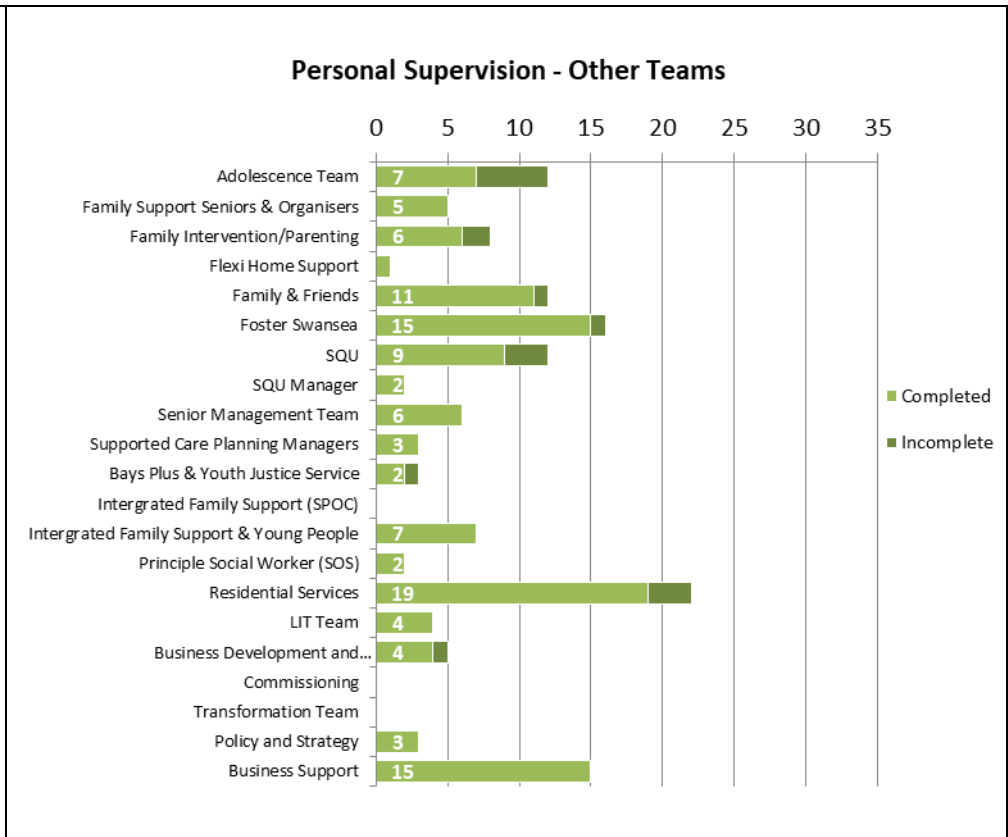
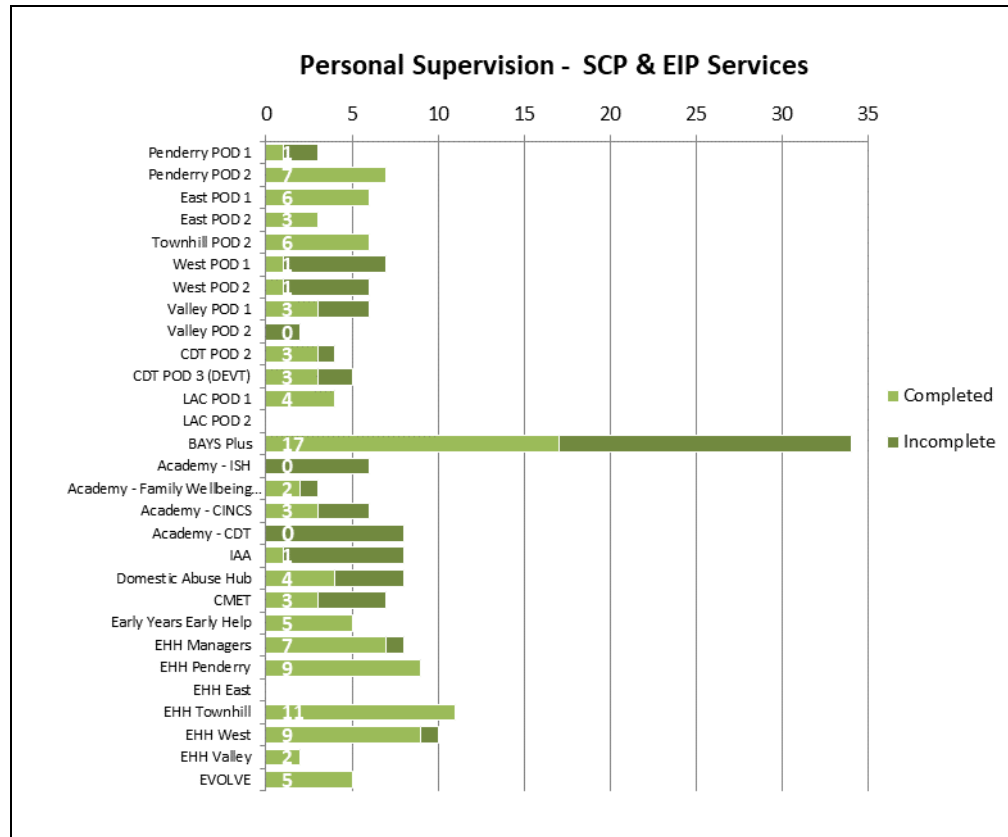
Youth Offending Service

Staff Wellbeing

Staff Wellbeing

Supervision

Personal Supervision	March 2023	April 2023
The percentage of Personal Supervision sessions that took place within timescales:	81.67%	72.48%





Single Point of Contact

Supported Care Planning

Fostering & Adoption

Support Services

SQU & CPCU

Professional Abuse Enquires

Youth Offending Service

Staff Wellbeing

What is working well?	What are we worried about?	What do we need to do?
	Decrease in personal supervision this month	Linked in with Workforce to consider supervision needs of the service – looking to begin this work in September as a joint venture.